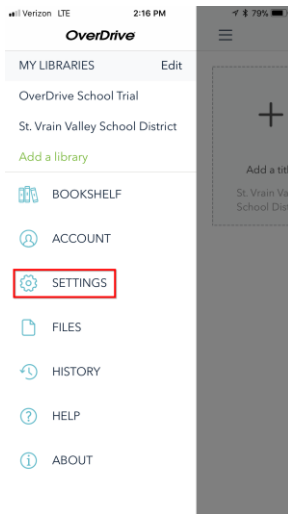
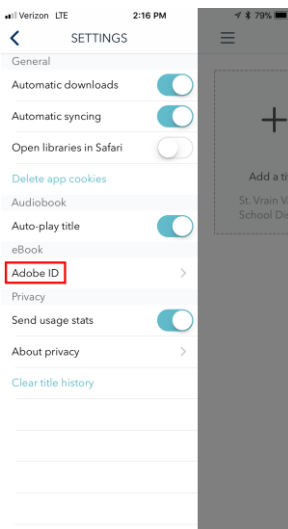


OverDrive – Authorize Device

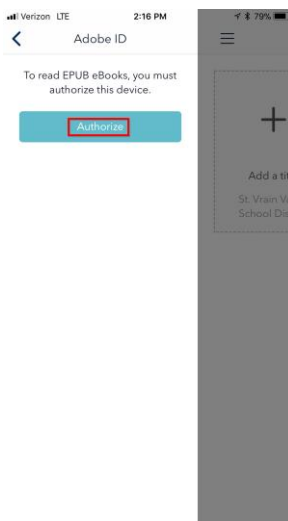
1. In the app, select the menu (3 lines at the top left), and select **SETTINGS**.



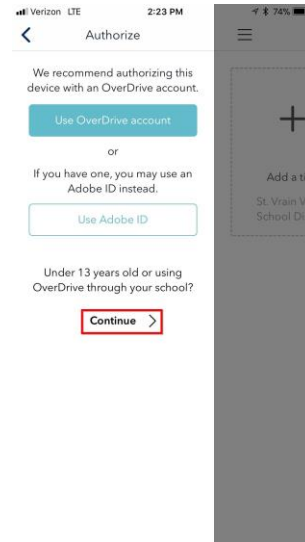
2. Under eBook select **Adobe ID**.



3. Select the **Authorize** button.



4. Select the option at the bottom "Under 13 or using OverDrive through your school?", and click **Continue**.



5. Your device will be authorized and you can now download the eBook to the app.

